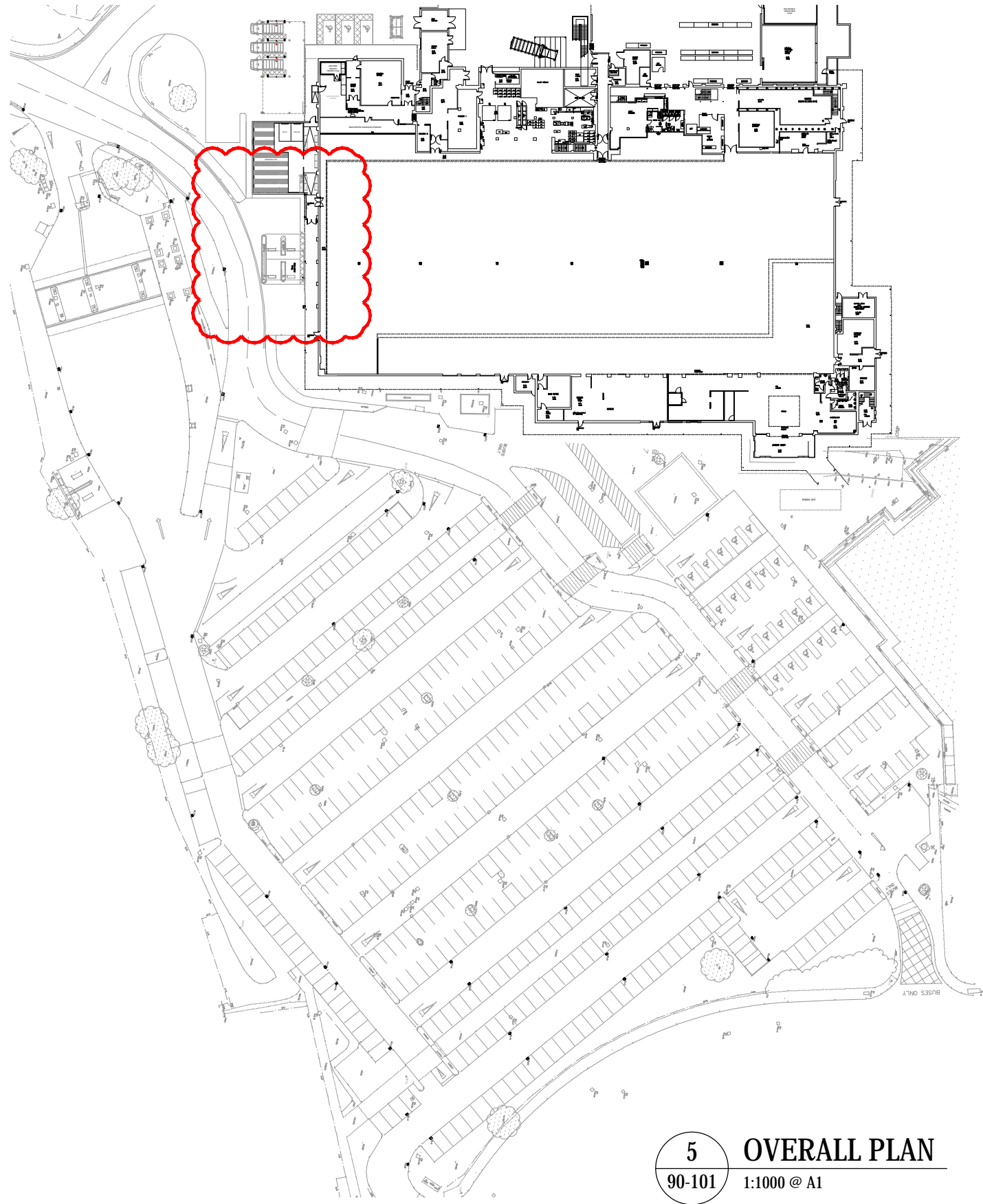
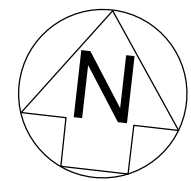
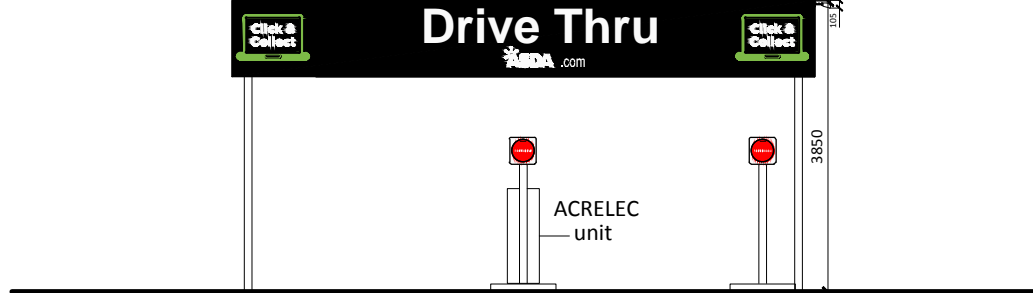


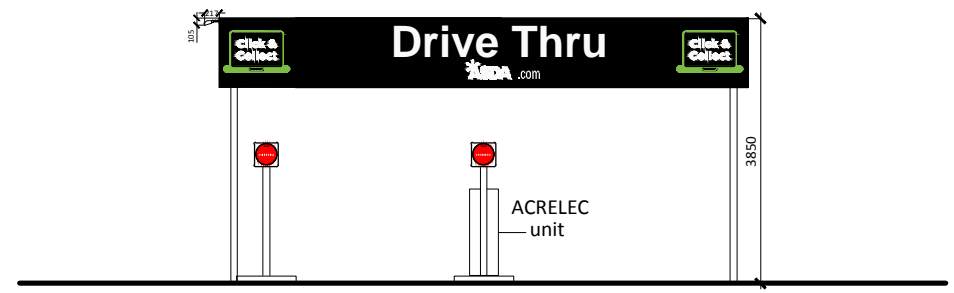
© Whittam Cox Architects - Disclaimer:  
 This drawing is copyright of WCEC Group Ltd trading as Whittam Cox Architects, and shall not be reproduced for any other purpose without the written permission of the Architects. This drawing must be read in conjunction with all other related drawings and documentation. It is the contractor's responsibility to ensure full compliance with the Building Regulations. Do not scale from this drawing, use figured dimensions only. It is the contractor's responsibility to check and verify all dimensions on site. Any discrepancies to be reported immediately. IF IN DOUBT ASK.  
 Materials not in conformity with relevant British or European Standards/Codes of practice or materials known to be deleterious to health & safety must not be used or specified on this project.



**1** EXISTING SIDE ELEVATION OF CANOPY  
 90-101 1:100 @ A1



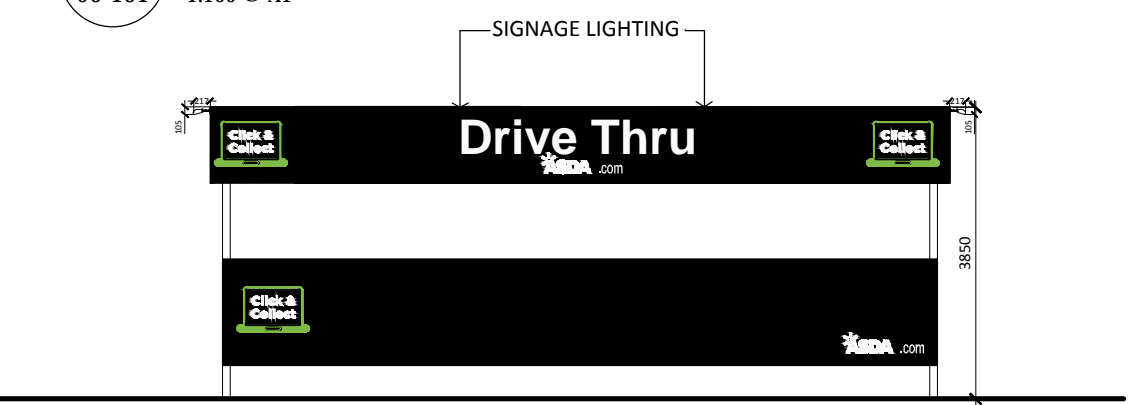
**2** EXISTING SIDE ELEVATION OF CANOPY  
 90-101 1:100 @ A1



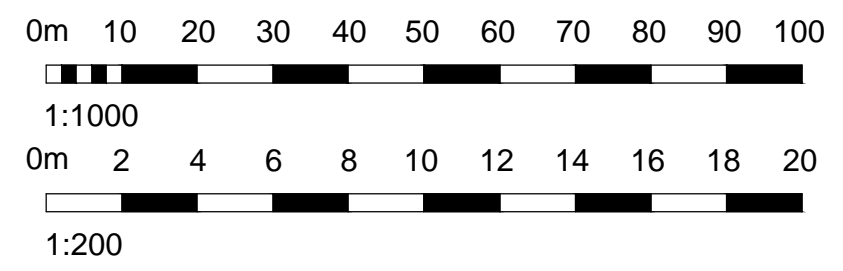
**3** EXISTING REAR ELEVATION OF CANOPY  
 90-101 1:100 @ A1



**4** EXISTING FRONT ELEVATION OF CANOPY  
 90-101 1:100 @ A1



**5** OVERALL PLAN  
 90-101 1:1000 @ A1



**PLANNING**

CLIENT



PROJECT  
 ASDA SHOEBOURNESS

TITLE  
 EXISTING CANOPY ELEVATIONS

DRAWING STATUS  
 PLANNING

DRAWN LB CHECKED SJS

SCALE 1:200 @ A3, 1:1000 @ A1

DATE March 2017

Whittam Cox ARCHITECTS  
 whittamcox.com

JOB NO. 160428 DRAWING NO. PL\_03 REV -